

Welcome



**SANGSTER
INTERNATIONAL
AIRPORT FORUM
01 JULY
2026**

1 JULY 2026
10:00 A.M. – 12:00 P.M.

SANGSTER INTERNATIONAL AIRPORT

INVITEES:

**MINISTRY OF ENERGY, TRANSPORT &
TELECOMMUNICATIONS OFFICIALS
AIRPORTS AUTHORITY OF JAMAICA OFFICIALS
GOVERNMENT OFFICIALS
JAMAICA TOURIST BOARD OFFICIALS
SANGSTER INTERNATIONAL AIRPORT COMMUNITY
OTHER STAKEHOLDERS
THE GENERAL PUBLIC**

SIA AIRPORT FORUM

AGENDA

- **Welcome - Sharon Hislop-Holt, Manager, Commercial Business Development & Marketing, MBJ Airports Limited**
- **Address - Honorable Minister Daryl Vaz, Ministry of Energy, Transport and Telecommunications**
- **Updates on Air Service & Statistics Development/ Commercial Updates/ Infrastructural Development/ Future Plans - Shane Munroe, CEO, MBJ Airports Limited**
- **Greetings - Mr. Audley Deidrick, President & CEO, Airports Authority of Jamaica**
- **Questions & Answers**
- **Adjournment**

HON. DARYL VAZ, MP MINISTER

Ministry of Energy, Transport
and Telecommunications

SIA AIRPORT FORUM

MBJ
AIRPORTS LIMITED



SHANE MUNROE

CHIEF EXECUTIVE OFFICER
MBJ Airports Limited

SIA AIRPORT FORUM

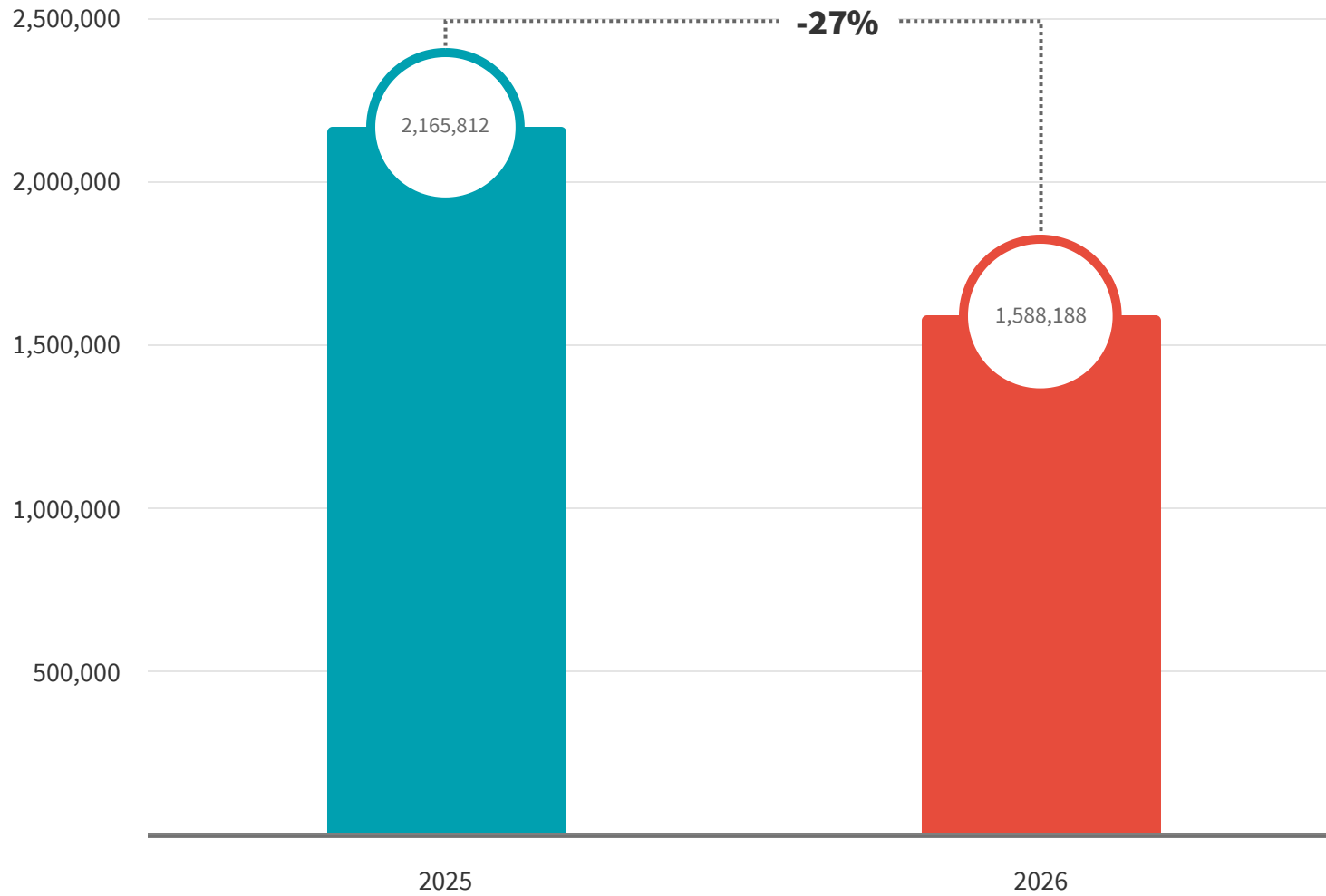
MBJ
AIRPORTS LIMITED





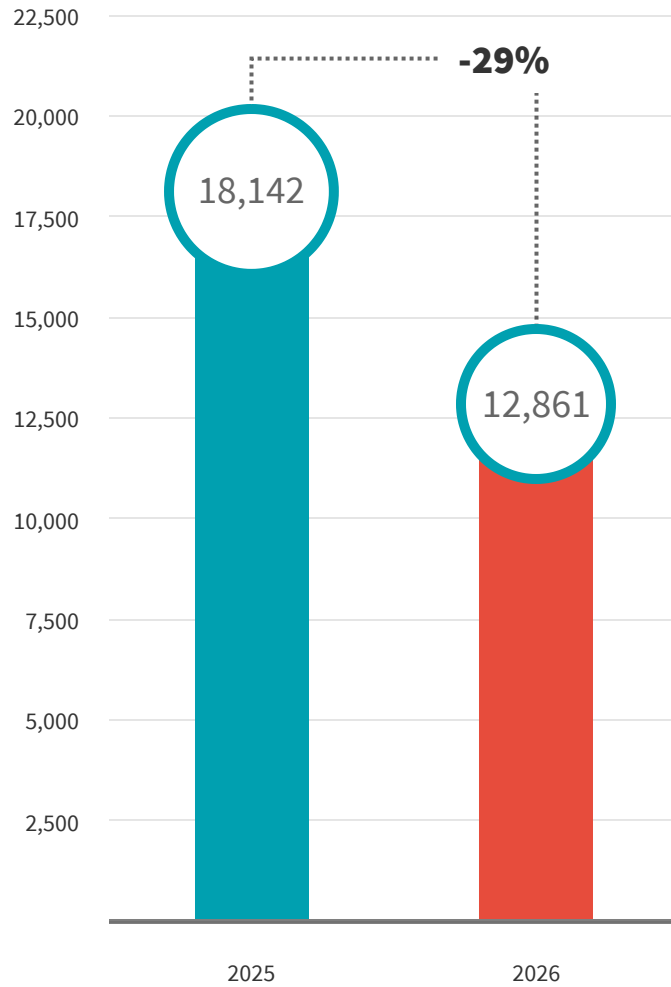
TRAFFIC SNAPSHOT

Total Passengers (YTD)




Month	2026	2025	Variance
January	288,022	459,679	-37.34%
February	277,207	403,220	-31.25%
March	362,477	486,047	-25.42%
April	338,593	433,743	-21.94%
May	321,889	396,944	-18.91%

Total Aircraft Movements (YTD)



Month	2026	2025	Var %
January	2,477	4,010	-38.23%
February	2,312	3,463	-33.24%
March	2,878	4,007	-28.18%
April	2,703	3,554	-23.94%
May	2,491	3,108	-19.85%



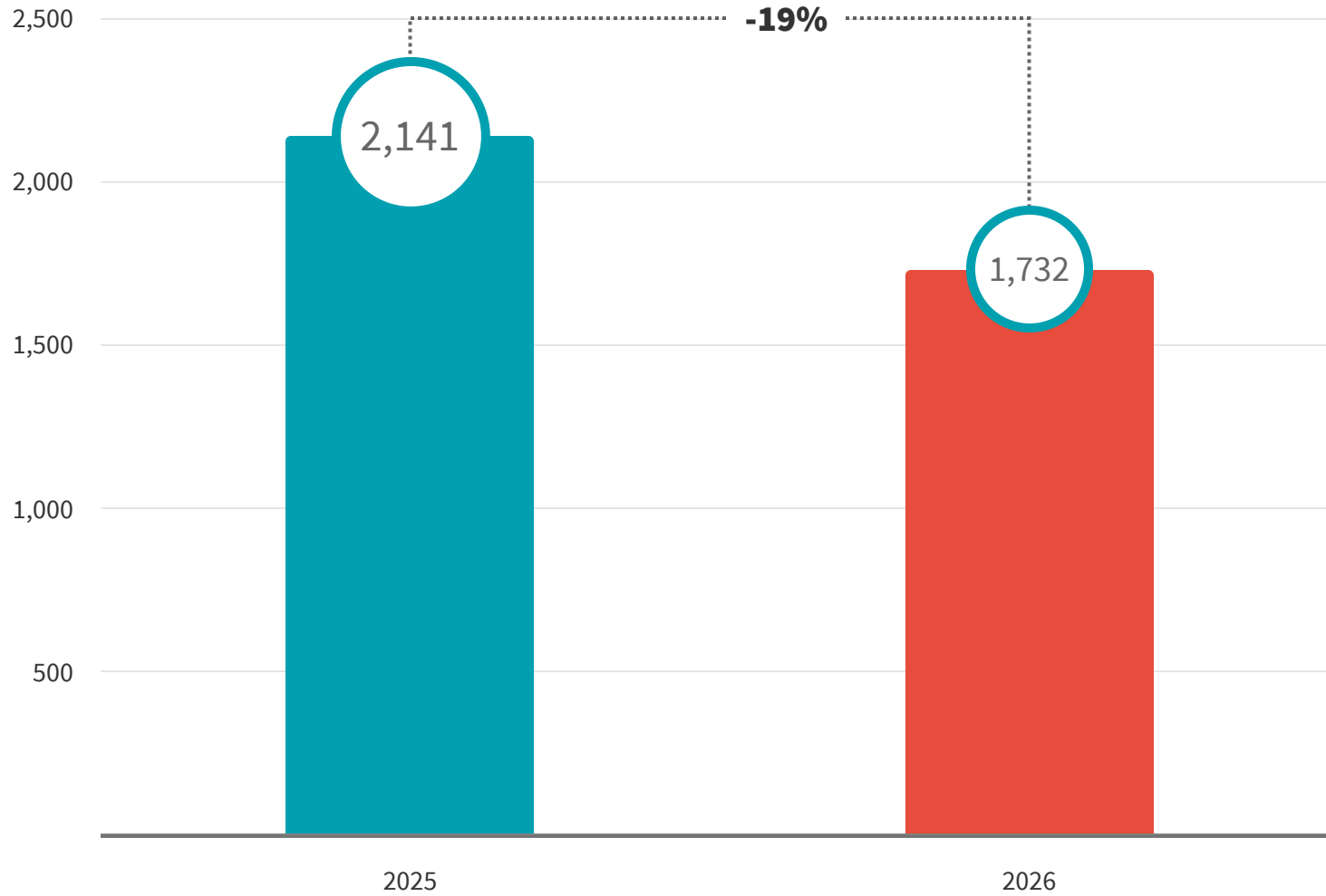
84.6%

Average load factor

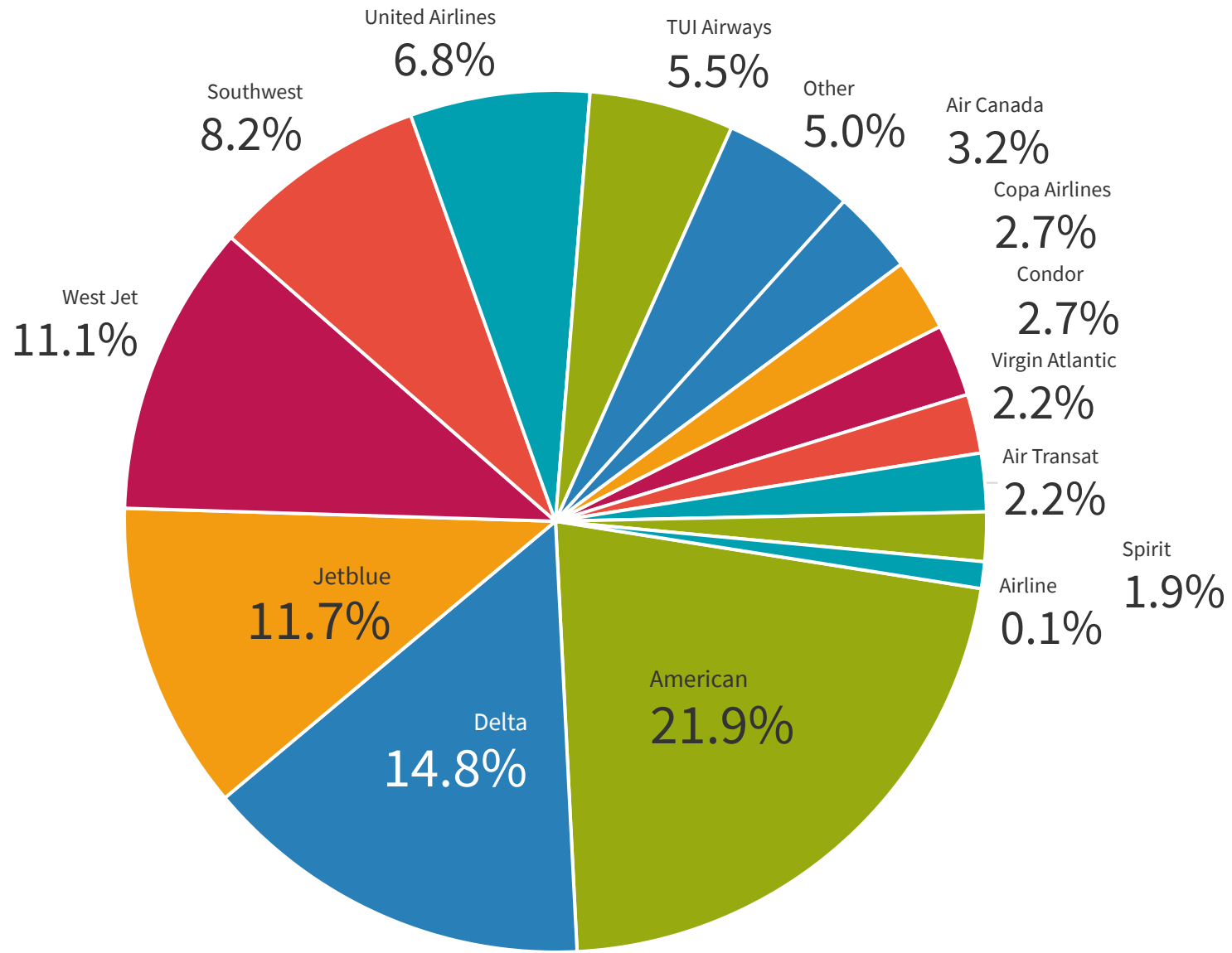
+1.2 pts vs 2025



Total Cargo & Mail (Tonnes)

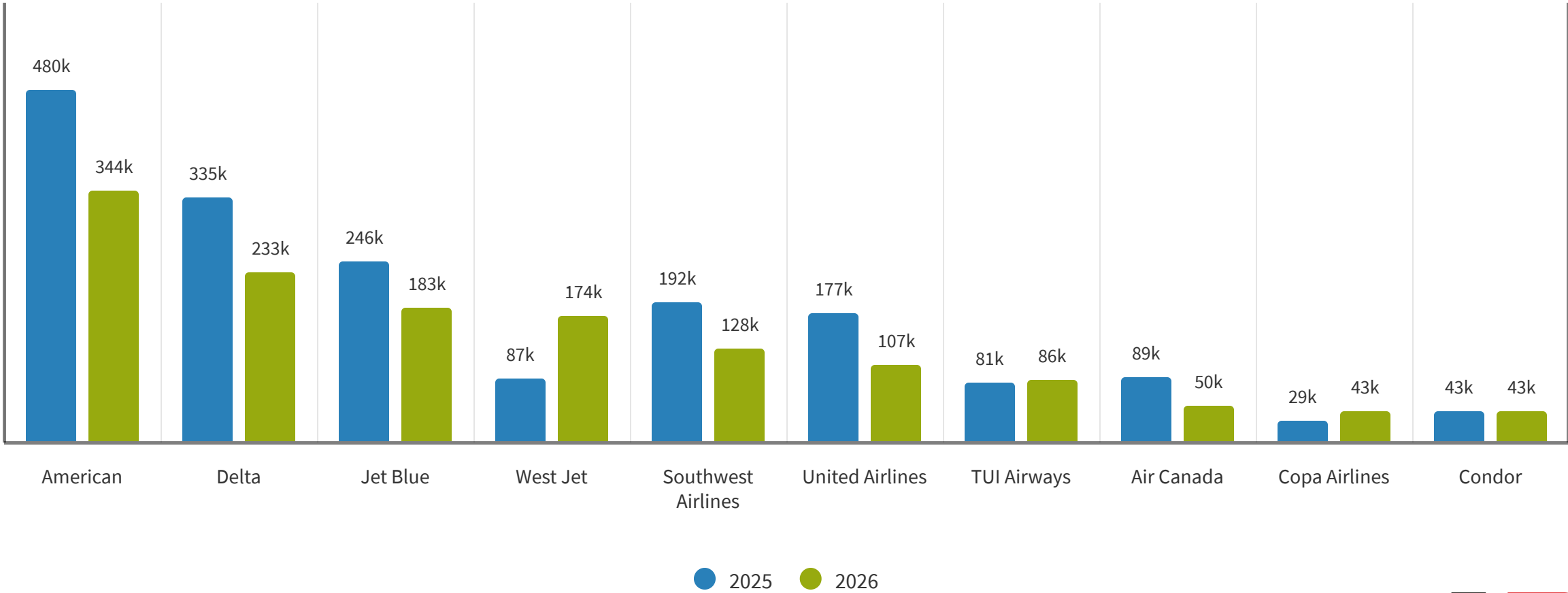


Month	2026	2025	Var %
January	305	433	-29.51%
February	308	383	-19.56%
March	365	435	-16.07%
April	351	455	-22.94%
May	403	435	-7.28%

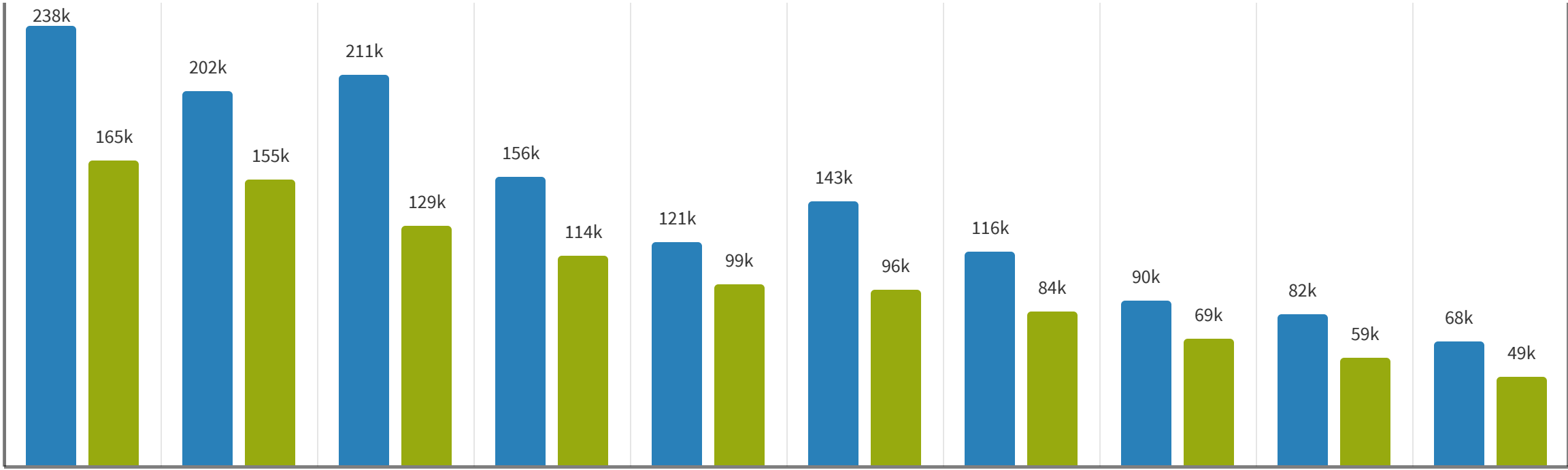


Airline Share (YTD)

TOP AIRLINES - 2026 YTD



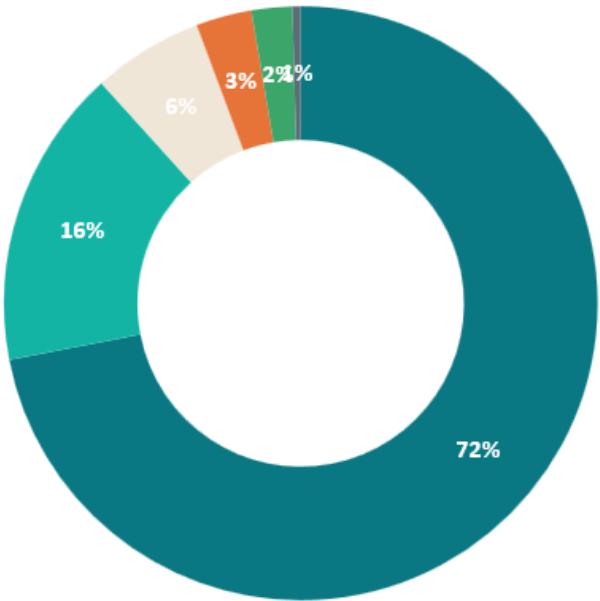
TOP ROUTES - 2026 YTD



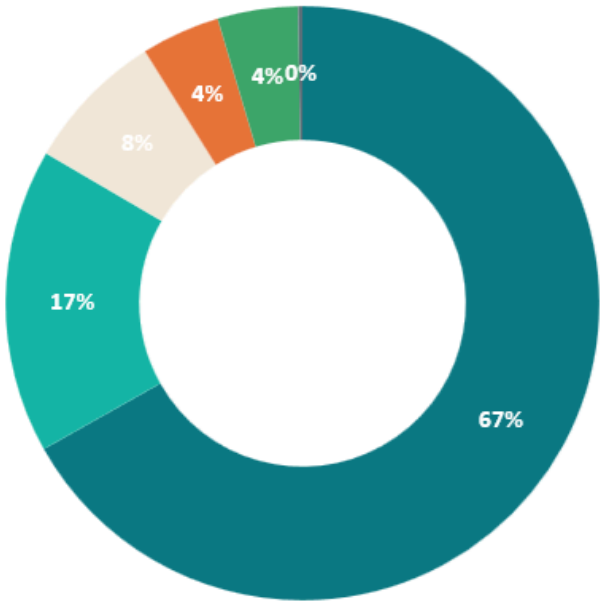
● 2025 ● 2026



MARKET SHARE



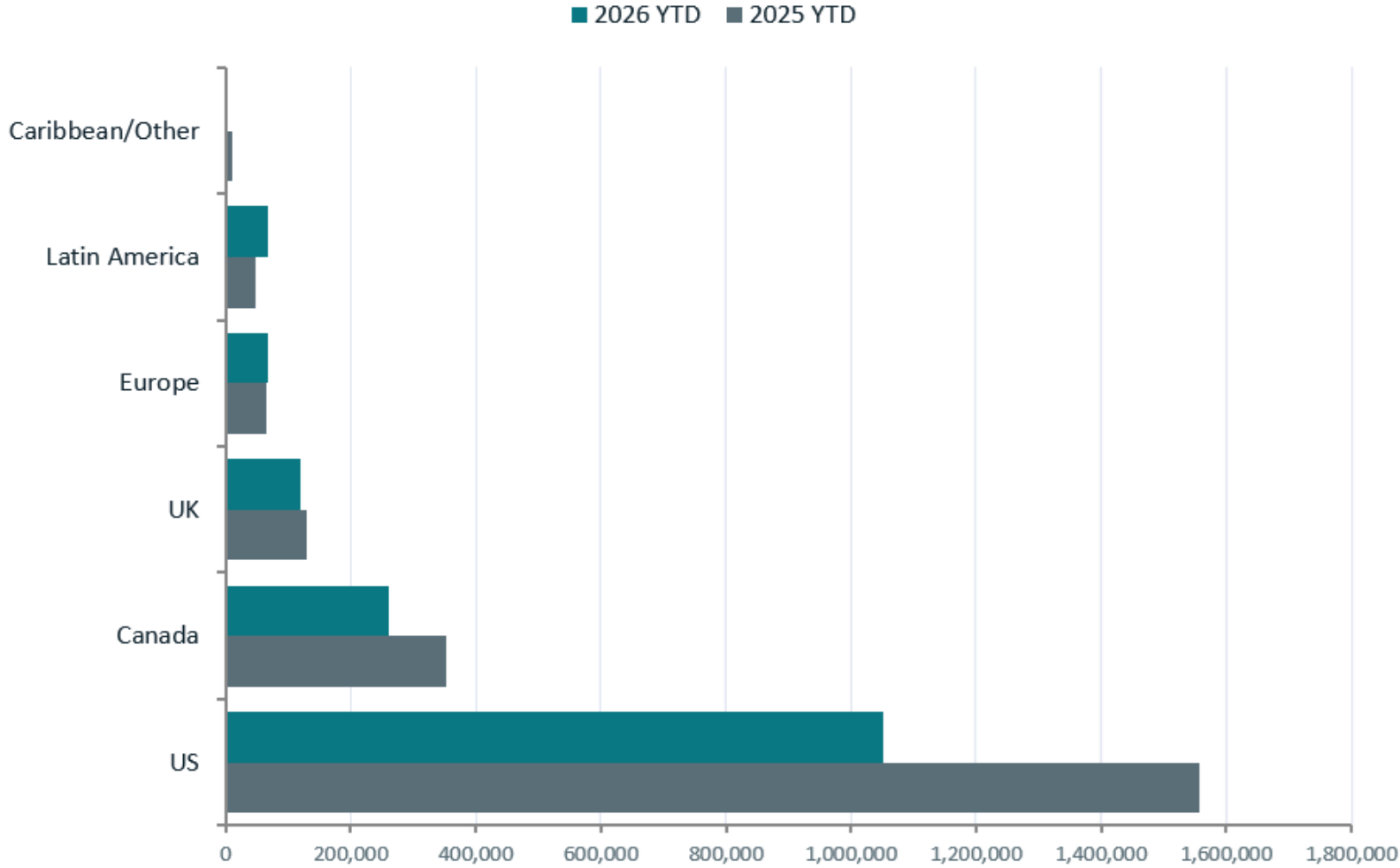
2025 YTD



2026 YTD

- US
- Canada
- UK
- Europe
- Latin America
- Other

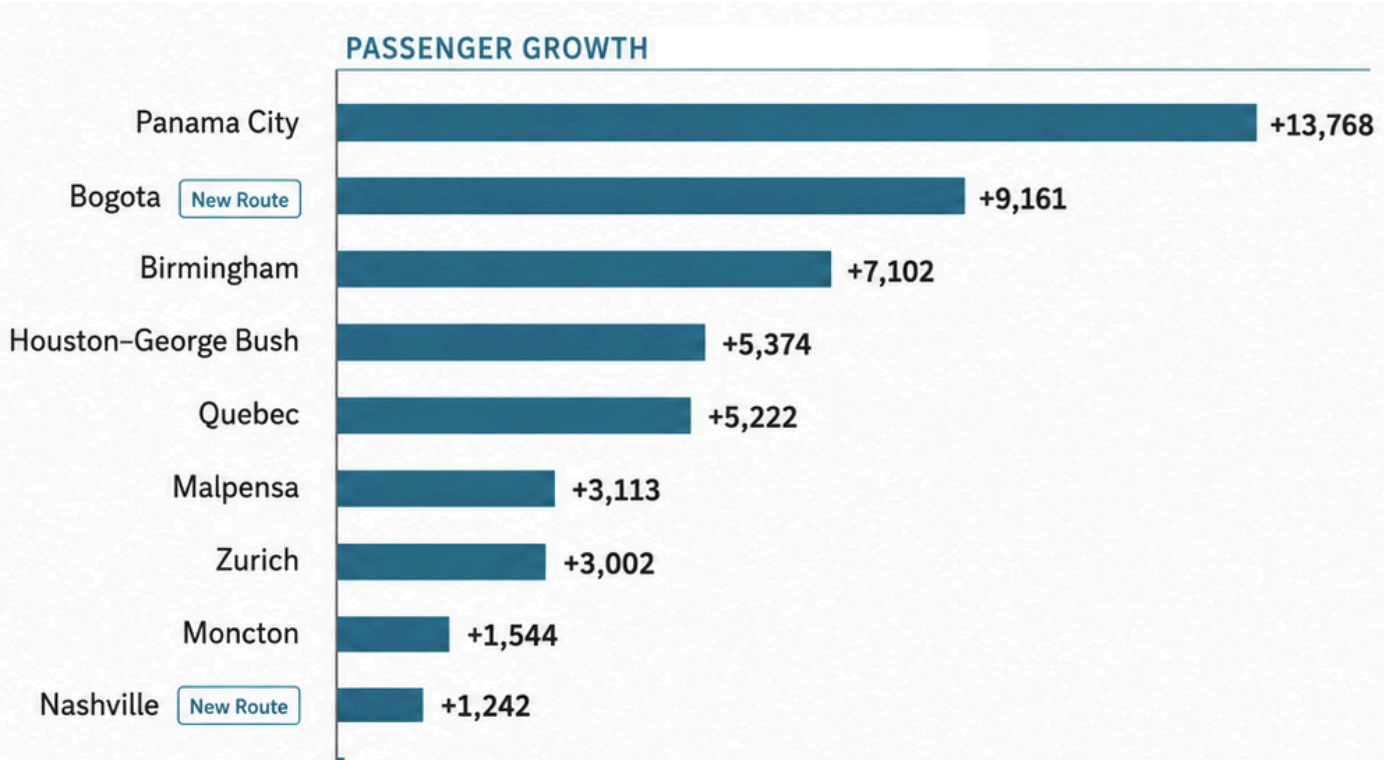
PASSENGER TRAFFIC BY SOURCE MARKET



MARKET MOVEMENTS

Latin America	▲ +43.9%
Europe	▲ +2.4%
United Kingdom	▼ -7.2%
Canada	▼ -26.2%
United States	▼ -32.5%

TOP ROUTES BY YTD GROWTH



Route	2026 YTD Pax	2025 YTD Pax	YTD Growth
Panama City	42,989	29,221	+13,768
Bogota New Route	9,161	0	+9,161
Birmingham	26,715	19,613	+7,102
Houston-George Bush	23,544	18,170	+5,374
Quebec	5,410	188	+5,222
Malpensa	5,958	2,845	+3,113
Zurich	6,935	3,933	+3,002
Moncton	4,689	3,145	+1,544
Nashville New Route	1,242	0	+1,242

AIR SERVICE DEVELOPMENT - NEW ROUTES



AIR SERVICE DEVELOPMENT - NEW ROUTES

The Wingo logo is displayed in a purple, lowercase, sans-serif font. It is centered within a light blue square border.

Medellín (MDE) , Colombia

3x Weekly

June 23 2026

AIR SERVICE DEVELOPMENT - NEW ROUTES



Pointe-a-Pitre (PTP), Guadeloupe

2x Weekly

July 14 2026

AIR SERVICE DEVELOPMENT - NEW ROUTES



Tampa (TPA), USA

2x Weekly

December 19 2026

AIR SERVICE DEVELOPMENT - NEW ROUTES



porter
flying refined

Toronto (YYZ)

5x Weekly

November 23, 2026



porter
flying refined

Hamilton (YHM)

2x Weekly

December 20, 2026



porter
flying refined

Ottawa (YOW)

2x Weekly

November 25, 2026



CURRENT PROJECTS

CURRENT PROJECTS

Gates 1-7 Renovation
Full renovation of Gates 1 to 7 including additional holdroom capacity and new arrivals ramp.

East Concourse Expansion
Expansion of departures holdroom providing additional lounge seating and boarding operations

Air-to-Sea Lounge
Purpose-built arrivals space for cruise traffic providing dedicated space for landing procedures and coach waiting

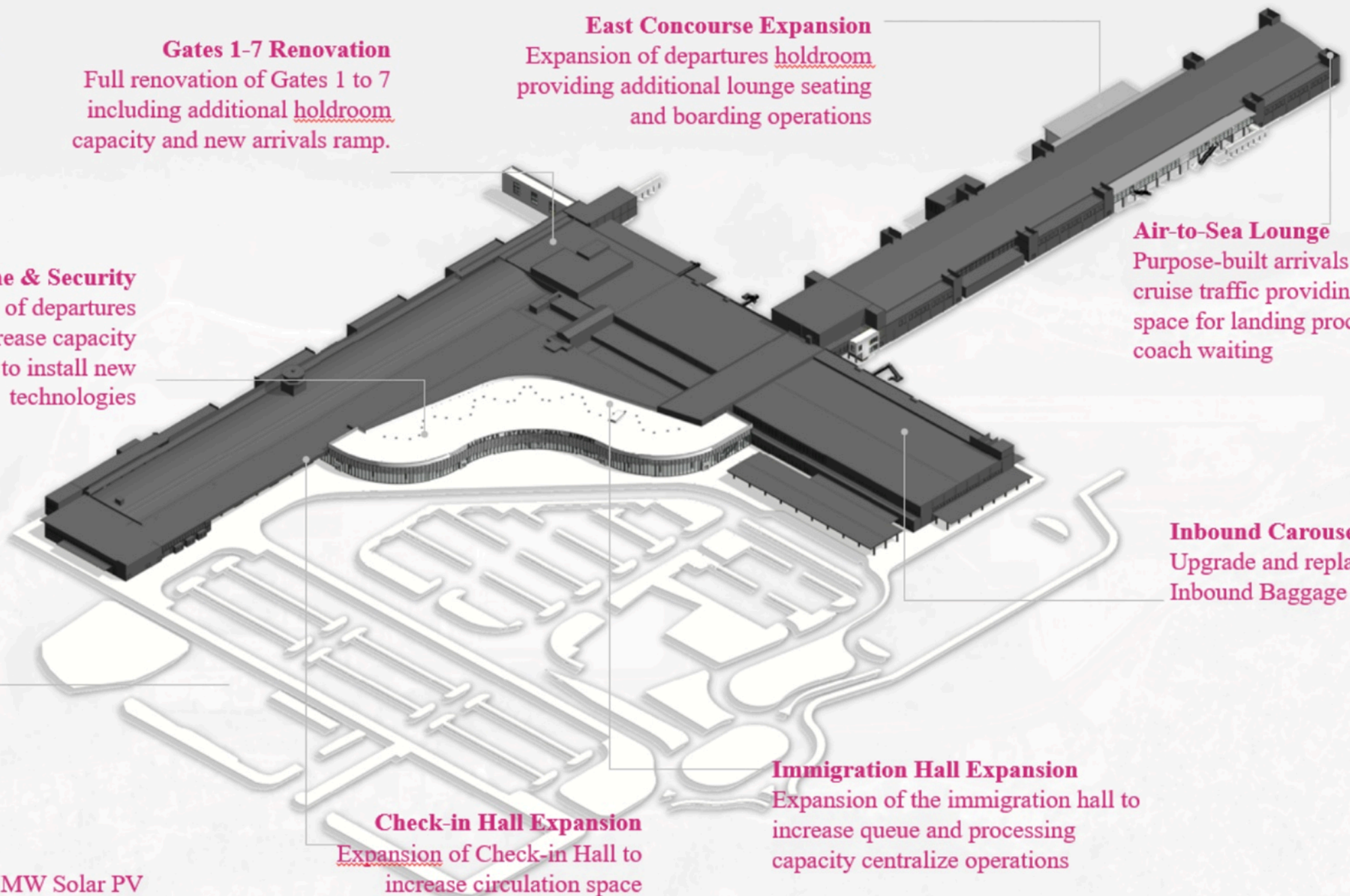
Orientation Zone & Security
Expansion of departures security to increase capacity with the ability to install new technologies

Inbound Carousels
Upgrade and replacement of Inbound Baggage Carousels

Solar PV
Installation of 5MW Solar PV

Check-in Hall Expansion
Expansion of Check-in Hall to increase circulation space

Immigration Hall Expansion
Expansion of the immigration hall to increase queue and processing capacity centralize operations



CHECK-IN HALL EXPANSION



IMMIGRATION HALL EXPANSION

Expansion of Immigration Hall from 1300sqm to 2600sqm – including additional immigration kiosks all centrally located for all passenger flows



OUTBOUND SECURITY

Expansion of Security Screening from 1090sqm to 2520 sqm – and an increase from 8 lanes to 10 lanes providing capacity for growth



IMMIGRATION/SECURITY EXPANSION





3 MW AC SOLAR PV PROJECT - INSTALLATION & BATTERY ENERGY STORAGE SYSTEM

3MW AC SOLAR PV INSTALLATION + BATTERY BACKUP



BESS Location Ground Mount Solar System - 330kW Capacity



Screw Pile Installation - Phase 3 Solar System Ground Mount



GATES 6 & 7 EXPANSION AND RENOVATION PROJECT



• Projected Completion Date: September 2026 • Project Cost: USD 1.8 Million



Steel delivered to site

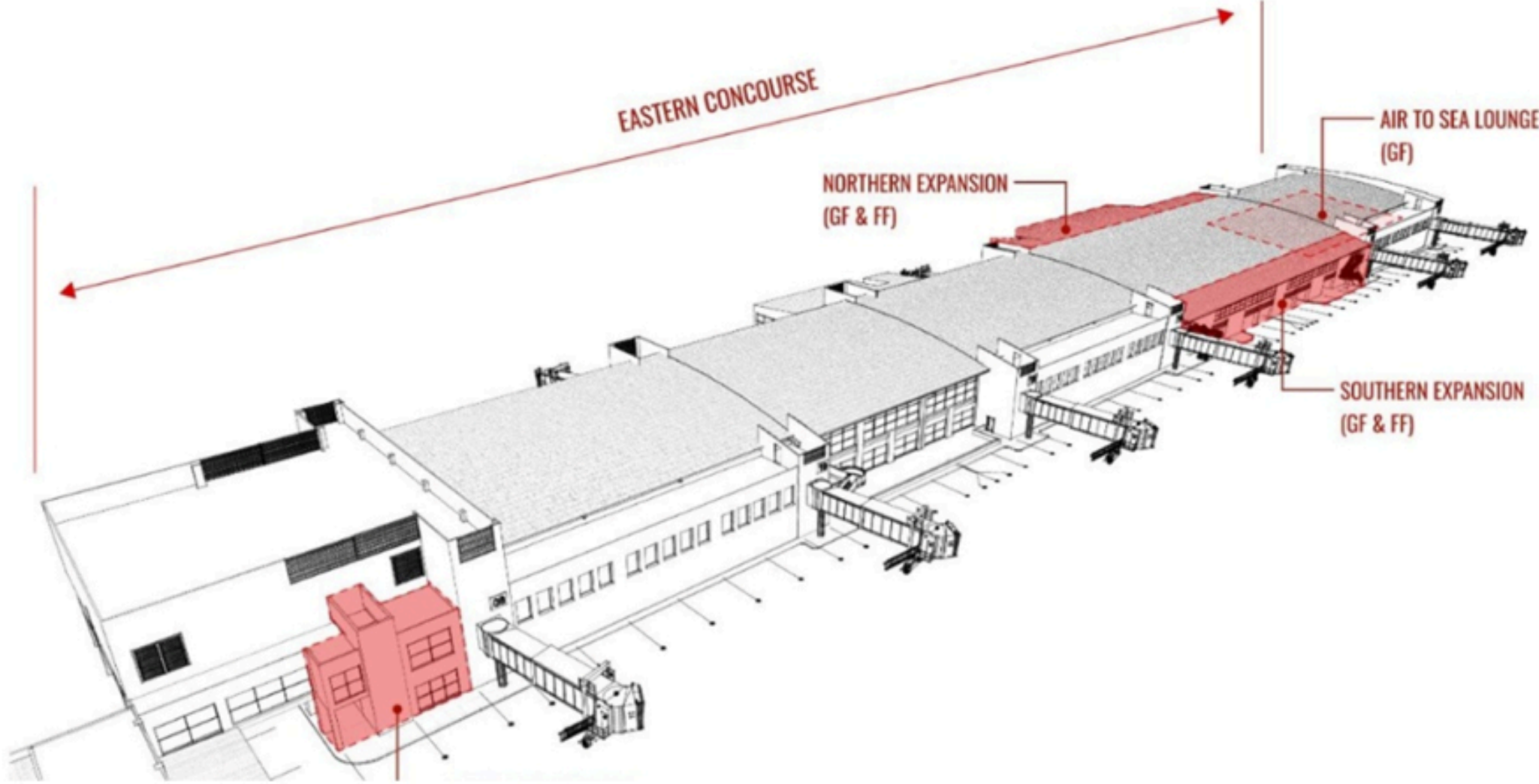


North/South and Gate 8 Expansion

EAST CONCOURSE EXPANSION AND RENOVATION PROJECT

• PROJECTED COMPLETION DATE: DECEMBER 2026 • PROJECT
COST: USD 11.7 MILLION

EAST CONCOURSE EXPANSION



EAST CONCOURSE EXPANSION



WESTERN ACCESS ROAD



WESTERN ACCESS ROAD



HURRICANE RESTORATION - WORKS IN PROGRESS

- West Concourse Terminal Roof - Completed
- Cargo Roof
- Main Terminal Roof Repairs
- HVAC AHUs and Ducts
- Jetbridge Rehabilitation
- East Concourse Roof Rehabilitation
- IT Systems - Completed
- Car Park Systems - Completed
- Solar PV Restoration

HURRICANE REPAIRS - CARGO ROOF



GATES 1-5



GATES 1-5



EAST CONCOURSE FLOOR REPLACEMENT





UPCOMING PROJECTS

TAXIWAY BRAVO AND ASSOCIATED WORKS



TAXIWAY ALPHA AND ASSOCIATED WORKS



DEPARTURES PLAZA AND PROMENANDE DEVELOPMENT

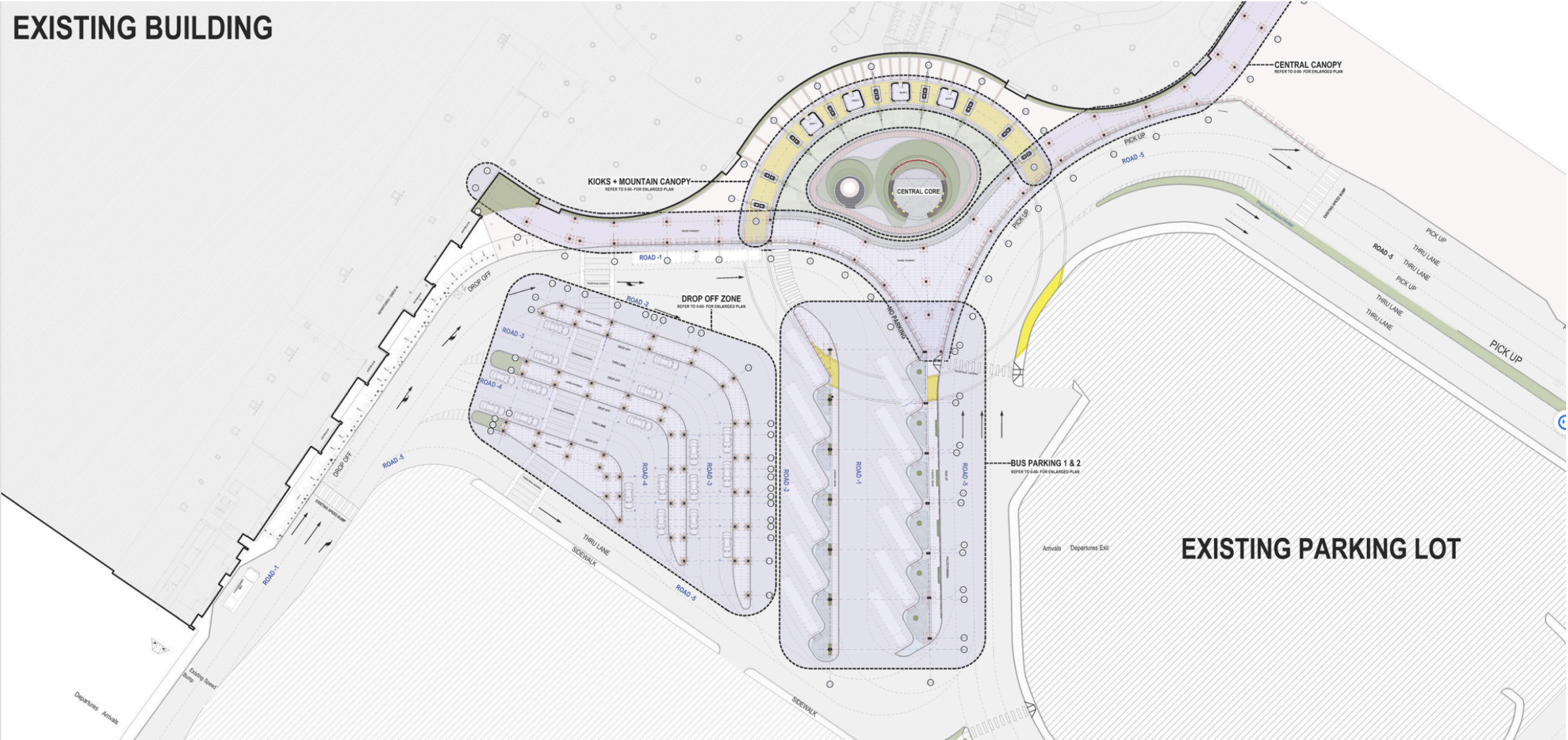
DEPARTURES PLAZA AND PROMENANDE DEVELOPMENT

EXISTING BUILDING




DEPARTURES PLAZA AND PROMENANDE DEVELOPMENT

EXISTING BUILDING



DEPARTURES PLAZA AND PROMENANDE DEVELOPMENT



DEPARTURES PLAZA AND PROMENADE DEVELOPMENT



DEPARTURES PLAZA AND PROMENANDE DEVELOPMENT



DEPARTURES PLAZA AND PROMENANDE DEVELOPMENT



DEPARTURES PLAZA AND PROMENANDE DEVELOPMENT



DEPARTURES PLAZA AND PROMENANDE DEVELOPMENT



DEPARTURES PLAZA AND PROMENANDE DEVELOPMENT





MAJOR INVESTMENTS FOR 2026-2030


CAPEX FOR 2026-2030


\$118 MILLION USD

CAPEX 2026-2030

- Replacement of Hold Baggage Screening Equipment
- Expansion of the East Concourse
- Expansion of the Departures Plaza
- Expansion of Arrivals
- Upgrade of Baggage Claim and Customs Hall
- Rehabilitation of Airside Pavement
- Replacement of Common-Use Equipment
- Automated Screening Lanes
- New ARFF Truck
- Upgrades to HVAC

SELF-BAG DROP





ACI LEVEL 3 - AIRPORT CARBON ACCREDITED

First and only Airport in the English Speaking Caribbean



airport
carbon
accredited
LEVEL 3



airport
carbon
accreditation

MBJ CX AWARDS



I ❤️ MONTEGO BAY

MEI CX

MEI CX

MEI CX

MEI CX

MEI CX

MEI CX

MEI CX

MEI CX

MEI CX

MEI CX

MEI CX

MEI CX

MEI CX

MEI CX

MEI CX

MEI CX

MEI CX

MEI CX

MEI CX

MEI CX

MEI CX

MEI CX

MEI CX

MEI CX

MEI CX

MEI CX



MBI CX

CUSTOMER EXPERIENCE

Beyond Expectations

MBI CX

MBI CX

MBI CX

MBI CX

MBI CX

MBI CX

MBI CX

MBI CX

MBI CX

MBI CX

MBI CX

MBI CX

MBI CX

MBI CX

MBI CX

MBI CX

MBI CX

MBI CX

MBI CX

MBI CX

MBI CX

MBI CX

MBI CX

MBI CX

MBI CX

MBI CUSTOMER EXPERIENCE

Awards C

HURRICANE MELISSA DONATION

\$20 MILLION FOR SCHOOL REPAIRS

23

2003-2026
YEARS
in Figures



85.1
Million Passenger



956,180
Aircraft
Movements



Air Services
47 Destinations
29 Airlines
10 Countries



USD 383.2
Million
in Investments



81%
of businesses
operated at the airport
are Jamaican owned



USD 517.4
Million
in Direct Contribution to
the Jamaican Economy
in Taxes and Fees



AWARDS



439,888 Square
feet
Constructed

69,674 Square
feet
**Under
Construction**



7,500 Jobs

18 Times Caribbean's Leading Airport
by World Travel Awards

Caribbean's #1 Airport 2024
by Caribbean Journal Awards

**Jamaica Institute of Engineers - Project of
the Year 2023**

**2020 Conde Nast Traveler
Readers' Choice Award**



CERTIFICATIONS

Airports Council International (ACI) Airport Carbon Accreditation (ACA) Program

MBJ has advanced to Level 3 accreditation in the Airports Council International Carbon Accreditation Programme (ACI ACA), in recognition of the airport's exemplary work in reducing its carbon emissions and engaging other stakeholders to do the same, as part of the Global airport industry's response to the challenge of Climate Change.

ISO 14001 Environmental Management System

ISO 14001 is the international standard that specifies requirements for an effective environmental management system (EMS). The International Organization for Standardization (ISO) defines an environmental management system as "part of the management system used to manage environmental aspects, fulfill compliance obligations, and address risks and opportunities."

ISO 27001 Information Security Management System

The ISO 27001 standard enables organizations to establish an information security management system and apply a risk management process that is adapted to their size and needs, and scale it as necessary as these factors evolve.

ISO 9001:2015 Quality Management System

ISO 9001 is defined as the international standard that specifies requirements for a quality management system (QMS).

ISO 22301:2019 Business Continuity Management Standard

ISO 22301 is the international standard for Business Continuity Management Systems (BCMS). It provides a framework for organizations to plan, establish, implement, operate, monitor, review, maintain, and continually improve a documented management system to protect against, reduce the likelihood of, and ensure recovery from disruptive incidents.

COMMERCIAL DEVELOPMENT

Make up & Co.

**BOB
MARLEY**

Make up & Co.
**FREE
GIFT**
60 SECOND
EYE LIFT



THE ARTISAN

DISTRICT

ALL ARE WELCOME.

All sizes.
All races.
All genders.
All ages.
All cultures.
All abilities.
All identities.
All beliefs.

This is a space
where diversity
is celebrated and
creativity
lives and lead.



MBJ AIRPORT FOUNDATION TEAM SANGSTER RUN/WALK





SPONSORS

WIS



SITA

ERIC

9017



Year Over Year Impact



YEAR	\$ RAISED	BENEFICIARIES
2019	\$ 3.5 MIL	40 STUDENTS
2022	\$ 4.5 MIL	100 STUDENTS
2023	\$ 11 MIL	180 STUDENTS
2024	\$ 22 MIL	1,000 STUDENTS
2025	\$ 30 MIL	2,000 STUDENTS
TOTAL	\$ 71 MIL	3,320 STUDENTS





**CHARITY
RUN/
WALK**
SUPPORTING ACADEMIC DREAMS

SAVE *the* DATE

SEP 06
2026

Powered by
RUNNING EVENTS
JAMAICA

» WARM-UP 5:30 AM
RACE START 6:00 AM

\$2500 - ADULTS

\$1500 - CHILDREN

REGISTER NOW
RUNNINGEVENTSJA.COM



**CHARITY
RUN/
WALK**
SUPPORTING ACADEMIC DREAMS

SAVE *the* DATE

SEP 06
2026

Powered by
RUNNING EVENTS
JAMAICA

» WARM-UP 5:30 AM
RACE START 6:00 AM

\$2500 - ADULTS

\$1500 - CHILDREN

REGISTER NOW
RUNNINGEVENTSJA.COM



AUDLEY DEIDRICK

PRESIDENT & CEO

Airports Authority of Jamaica

SIA AIRPORT FORUM

MBJ
AIRPORTS LIMITED



QUESTIONS & ANSWERS



SIA AIRPORT FORUM

MBJ
AIRPORTS LIMITED



THANK YOU FOR ATTENDING

SIA AIRPORT FORUM

MBJ
AIRPORTS LIMITED

